



High-rise elevators  
The journey to the top.




**Schindler**




# The journey begins ...











outline to skyline ...





... through an exciting  
new design world ...











... where freedom

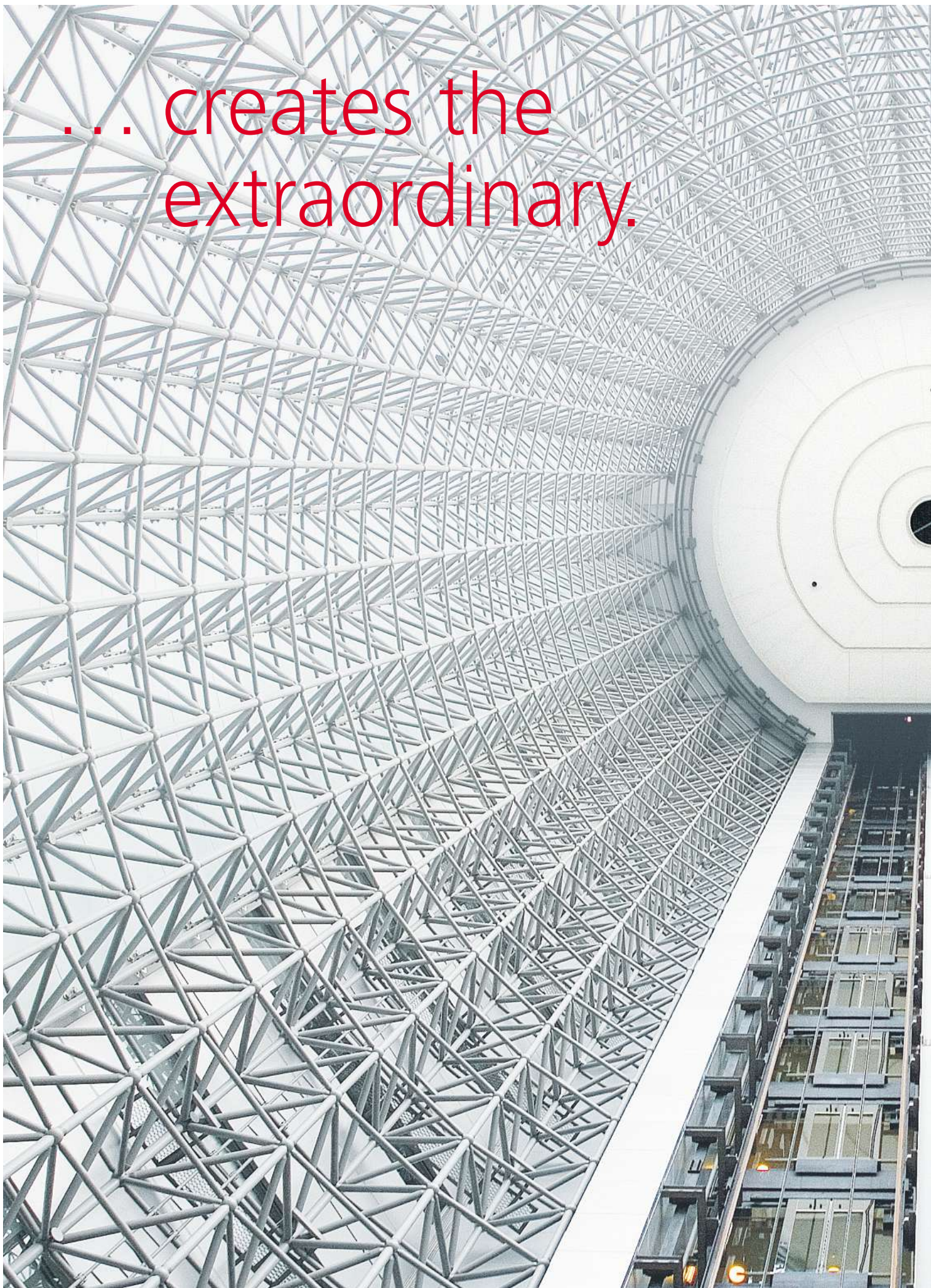




of imagination ...



... creates the  
extraordinary.










# Leading the way ...


Our philosophy is to propel our customers into the future.

By working together with you, we are moving even further ahead with a whole series of breakthroughs which have enabled us to define the elevators of the 21st century.













# Schindler 7000.

The Schindler 7000 is our top range, high performance product, designed to meet the needs of the most demanding customer. The Schindler 7000 can be found in many of the world's landmark buildings due to its premium ride quality, top performance, excellent reliability and sensational design.

When you have a high-rise building and want the best – think Schindler 7000.



# A new dimension.

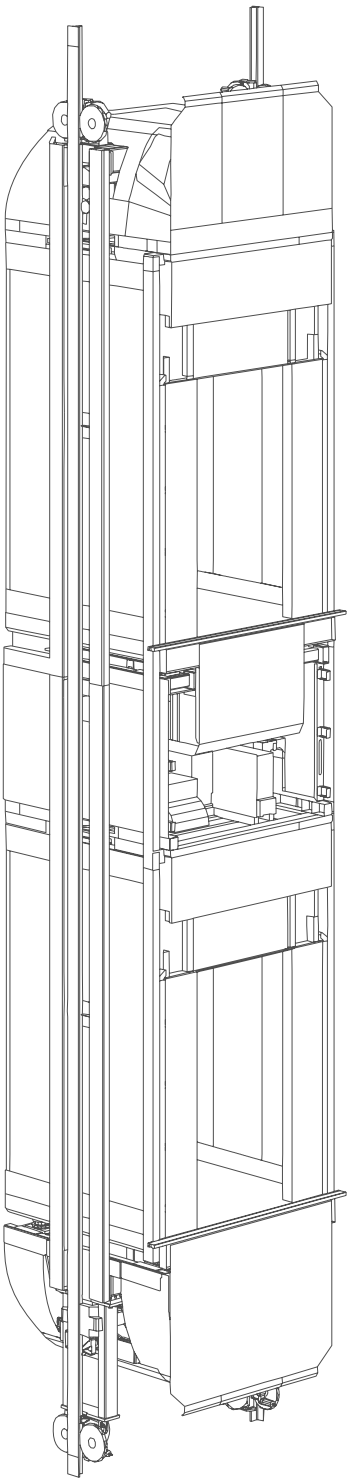
# Accessed by Schindler technology.

We have created a new dimension in vertical transportation with Schindler 7000 double-deck elevators.


By basing the new system design on the well proven Schindler 7000 single-deck technology, we have assured premium ride quality which will transport passengers in a smooth and quiet environment to their destinations in the shortest possible time.

By coupling our unique mechanical design with the world’s most advanced destination control traffic management system, we are able to provide effective solutions to the very high demands which both architects and developers impose when creating the landmark buildings of the 21st century.

Key figures	
Building type	Commercial
Control type	Destination Control
Elevator type	Passenger, Double-Deck
Max. travel height in m	up to 450
Max. number of stops	up to 128
Speed in m/s	2.5–8
Rated load in kg	up to 2 x 2.250









# Traveling first class. With the pioneer in 21st century elevator technology.

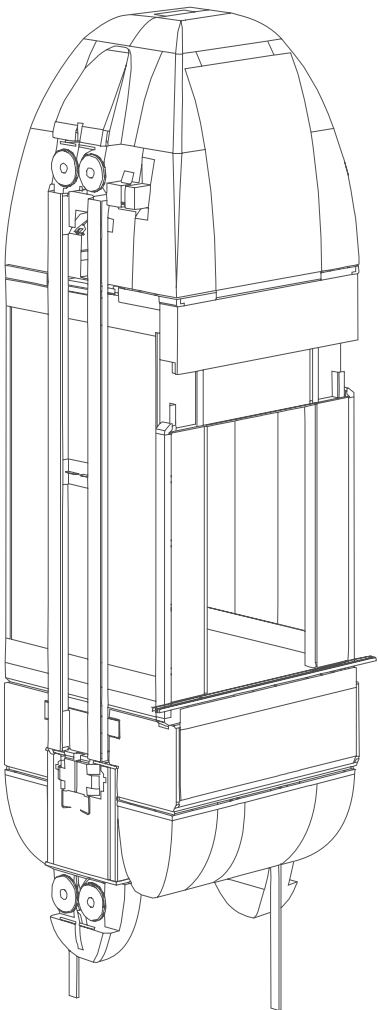
The Schindler 7000 offers the unique combination of a pioneering design which is also well proven in the world's most prestigious buildings thanks to its enormous sales success over the last few years.

The product is optimized to allow space and energy savings in your building, and our sophisticated system design tools provide you with a major reduction in the planning cycle.



Schindler 7000 contains leading-edge technologies in all components which enable it to meet and exceed your most stringent requirements.

Your passengers will experience true first class travel. Rapid, efficient and with a premium ride that's like floating on air!


Key figures	
Building type	Commercial & Residential
Control type	Destination & Conventional Control
Elevator type	Passenger, Single-Deck
Max. travel height in m	up to 500
Max. number of stops	up to 128
Speed in m/s	2.5–10
Rated load in kg	800–4.000













# Traffic management system.

## A decade of experience puts us 10 years ahead.

Schindler 7000 incorporates a new technique for combining the most efficient use of the building's elevators with an exceptional traveling experience for each passenger who uses them. We can provide a new level of passenger communication and, with it, a new level of elevator utility.

What we have learned during this period is that it's not just about replacing buttons with keypads. An enormous amount of knowledge needs to be obtained about passenger traffic patterns and behavior in various types of building operating in differing locations throughout the world if a successful installation is to be achieved. It's 10 years knowledge that Schindler has accrued by spending many years analyzing data from our more than 3000 installations worldwide.

The insight we have gained from this analysis has enabled us to build into the Schindler 7000 by far the most advanced destination control system ever conceived.







# It's the intelligent planning behind every journey that counts.

When used to provide destination control, Schindler 7000 traffic management allows previously unattainable passenger service to be obtained since it knows each passenger's exact requirements.

Passengers can identify themselves with a badge, PIN code or other readable device such as a key fob which has their details preprogrammed. They can then be assigned an elevator car which conforms to their exact needs and which will get them to their destination as soon as possible.

Multiple levels of access control are available – all reconfigurable by our customer at any time.

The Schindler 7000 traffic management system is completely unrivalled in its ability to provide the very best elevator experience for passengers, coupled with the most flexible and efficient elevator configurations ever offered to the architects and developers of 21st century buildings.



# Your team and our team. A partnership which takes you to the top.

Schindler's unique worldwide network of teams consists of the industry's most experienced high-rise professionals who want to work with you using the 21st century's most advanced design tools.

We take your vision, develop it with passion and fulfill it with dedication.








# The most experienced project managers in the industry.

We recognize that monumental buildings require a level of project management far above that associated with “normal” installations. Which is why we will provide you with outstanding, dedicated managers backed up by a specialist organization for high-rise projects.

We will work with you to determine exactly what needs to be done and when. We’ll make it happen, we’ll get it right and we’ll never leave the site until you are satisfied.







# The journey to the top. A track record that speaks for itself.

The journey to the top has been taken by many major customers as they defined the buildings of the 21st century. Buildings that incorporate elevators 10 years ahead of their time, provided by a unique global network of experts and offering an unprecedented level of service.

The high standards they demanded meant that it was a journey they could only take with Schindler, and together we have produced some of the world's greatest new structures.

Torre Espacio, Madrid



Torre Mayor, Mexico City









Federation Tower, Moscow



One Bryant Park, New York  
© dbx studio for Cook+Fox Architects



Jumeirah Beach Resort, Dubai





Plaza 66, Shanghai





A partnership  
which takes you to the top.

Schindler Elevator Ltd.  
Top Range Division

Zugerstrasse 13  
6030 Ebikon, Switzerland  
Phone +41 41 445 31 31  
Fax +41 41 445 36 69

[trc@ch.schindler.com](mailto:trc@ch.schindler.com)  
[www.schindler.com](http://www.schindler.com)